

Test laboratory for the fire behavior of building materials, Dipl.-Ing. (FH) Andreas Hoch
Testing, supervising and certifying body, authorized by the building supervision authority

TEST REPORT

PZ-Hoch-221126-3

for the proof of Fire behaviour according to DIN 4102, part 1

Translation of the German test report – no guarantee for translation of technical terms

company	Zimmer & Rohde GmbH Zimmersmühlenweg 14-18 D-61440 Oberursel
description of samples	fabric consisting of 51% Trevira and 49% Polyester, in 3 different colours
name of the material	„Solice Design Collection“
sampling	by the company itself
content of request	Proof of flammability to classify building materials to class B1 “schwerentflammbar” according to DIN 4102, part 1
validity of test report	30.11.2027
result	The examined product meets in any colour the requirements of class B1 for “schwerentflammbare” (hardly flammable) building materials according to DIN 4102, part 1 (May 1998), suspended freely or with distance of >40 mm to same or other plain materials. The examined product shows burning droplets.

This test report includes 5 pages and 7 enclosures.

Remark: If the above mentioned building material is not used as product according to MBO § 2, Abs. 9, Ziffer 1, there is no need for a general building supervisory test report.

This test report is not valid if the examined building material is used as product in the meaning of state building prescriptions (MBO § 17, Abs. 3).

This test report does not replace an eventually necessary proof of applicability concerning building supervisory or building laws in the meaning of state building prescriptions. This has to be verified by:

- “allgemeine bauaufsichtliche Zulassung” (general building inspectorate approval) or by
- „allgemeines bauaufsichtliches Prüfzeugnis“ (general building inspectorate certificate) or by
- “Zustimmung im Einzelfall” (exceptional approval)

This test report can underlie building supervisory procedures

- for regular building products for the prescribed proofs of conformity
- for non-regular building products for the needed proofs of applicability.

This test report must not be published and copied without preceding agreement of the test laboratory and if agreed, only during validity and unchanged concerning appearance and contents.

1. Description of test material in condition as delivered

- PN 36007:** „Solice Design Collection“ colour: white
-fabric consisting of 51% Trevira and 49% Polyester-
side A: smooth, glossy
characteristic values determined by the test laboratory:
area weight: about 260g/m² thickness: about 0,52mm
- PN 36008:** „Solice Design Collection“ colour: red
-fabric consisting of 51% Trevira and 49% Polyester-
side A: smooth, glossy
characteristic values determined by the test laboratory:
area weight: about 271g/m² thickness: about 0,50mm
- PN 36009:** „Solice Design Collection“ colour: black
-fabric consisting of 51% Trevira and 49% Polyester-
side A: smooth, glossy
characteristic values determined by the test laboratory:
area weight: about 284g/m² thickness: about 0,55mm

The testing laboratory is not provided with further details concerning composition of the tested building materials. Samples are deposited.

2. Preparation of samples

The samples were kept in climate chamber 23/50 until they reached constant weight.

3. Arrangement of samples mounting: freely suspended

- | | | |
|--------|----------------------------------|-------|
| #5945: | flaming side A in warp direction | red |
| #5946: | flaming side B in warp direction | red |
| #5947: | flaming side B in weft direction | red |
| #5949: | flaming side B in warp direction | black |
| #5950: | flaming side B in weft direction | white |

4. Date of test CW 49 in 2022

5. Results

The test has been examined according to DIN 4102 (Mai 1998)

line no.	Measurement	Result with the tested specimen					Dim.
	Test number	#5945	#5946	#5947	#5949	#5950	
	colour of fabric	red			black	white	
	flaming direction / side	warp / A	warp / B	weft / B	warp / B	weft / B	
1	Number of specimen arrangement acc. to. DIN 4102/T15, schedule 1	1	1	1	1	1	
2	Maximum flame height above bottom edge of the specimen	30	30	30	30	40	cm
3	Time ¹⁾	0:02	0:02	0:02	0:02	0:03	min:s
4	Burn through / melting Time ¹⁾	0:04	0:04	0:04	0:04	0:03	min:s
	Observations on the back side of the specimen						
5	Flames / Glowing Time ¹⁾	---	---	---	---	---	min:s
6	Change of colour Time ¹⁾	./.	./.	./.	./.	./.	min:s
7	Falling of burning droplets Start ¹⁾	./.	./.	./.	./.	./.	min:s
	Extent						
8	sporadic falling of burning droplets ²⁾	---	---	---	---	---	
9	continuous falling of burning droplets ²⁾	---	---	---	---	---	min:s
10	Falling of burning droplets Start ¹⁾	./.	./.	./.	./.	./.	min:s
	Extent						
11	sporadic falling of burning droplets ²⁾	---	---	---	---	---	
12	continuous falling of burning droplets ²⁾	---	---	---	---	---	
13	After flame time at the bottom of the sieve (max.)	./.	./.	./.	./.	./.	min:s
14	Impairment of the burner by dropping or falling material: Time ¹⁾	./.	./.	./.	./.	./.	min:s
15	Final occurrence of burning at the specimen ¹⁾	0:30	1:05	1:05	1:10	0:52	min:s
16	Time of eventually end of test ¹⁾	./.	./.	./.	./.	./.	min:s
17	After flame after end of test Time ¹⁾	./.	./.	./.	./.	./.	min:s
18	Number of specimen	./.	./.	./.	./.	./.	
19	Front side of specimen ²⁾	./.	./.	./.	./.	./.	
20	Back side of specimen ²⁾	./.	./.	./.	./.	./.	
21	flame length	./.	./.	./.	./.	./.	cm

line no.	Measurement	Result with the tested specimen					Dim.
	Test number	#5945	#5946	#5947	#5949	#5950	
	colour of fabric	red			black	white	
	flaming direction / side	warp / A	warp / B	weft / B	warp / B	weft / B	
	Afterglow after end of test	./.	./.	./.	./.	./.	min:s
22	Time ¹⁾	./.	./.	./.	./.	./.	
23	Number of specimen	./.	./.	./.	./.	./.	
	Place of appearance	./.	./.	./.	./.	./.	
24	Lower half of the specimen ²⁾	./.	./.	./.	./.	./.	
25	Upper half of the specimen ²⁾	./.	./.	./.	./.	./.	
26	Front side of specimen ²⁾	./.	./.	./.	./.	./.	
27	Back side of specimen ²⁾	./.	./.	./.	./.	./.	
	Density of smoke						
28	≤ 400 % * min	1	1	1	1	1	% * min
29	> 400 % * min ⁴⁾	./.	./.	./.	./.	./.	% * min
30	Diagram: encl. no.	1	2	3	4	5	
31	Residual lengths: individual value ³⁾						
	Specimen 1	67	64	63	66	62	cm
	Specimen 2	64	63	66	63	60	cm
	Specimen 3	75	71	62	66	67	cm
	Specimen 4	77	68	76	67	73	cm
32	Average value, individual test ³⁾	71	67	67	66	66	
33	Photo of specimen in enclosure no.	1	2	3	4	5	
34	Flue gas temperature	121	126	125	124	123	°C
35	Maximum of average value Time ¹⁾	09:51	10:00	10:00	10:00	09:42	min:s
36	Diagram: encl. no.	1	2	3	4	5	
37	Remarks: - none -						

¹⁾ indication of times: from the begin of testing procedure ²⁾ checked off if applicable

³⁾ indication of carrier/foam layer separated in case of fire-proofing agents

⁴⁾ very strong development of smoke

6. Explanations concerning the testing procedure

There were no additional tests proceeded because of the residual length of more than 45 cm.

7. Summary of results and additional establishments to Fire Behaviour

lineo.	measurement	Result with the tested specimen					dim
	test-no.	#5945 warp / A	#5946 warp / B	#5947 weft / B	#5949 warp / B	#5950 weft / B	
	colour of fabric	red			black	white	
1	residual length	71	67	67	66	66	cm
2	max. smoke temperature	121	126	126	124	123	°C
3	density of smoke - integral	1	1	1	1	1	%min
4	remarks: -none-						

According to DIN 4102, part 1, "schwerentflammbare" (hardly flammable) building materials must meet the requirements of class B2.

Pursuant to additional tests in the ignitability apparatus this can be determined (appendix 6 & 7).

8. Special remarks

- This report is only valid for the material as described under paragraph 1. In combination with other materials or with additional coatings or grounds etc. the burning behaviour may differ.
- This test report is not valid for the exposure to outdoor climate conditions, washing or cleaning with chemicals.
- This test report is not valid, as soon as the fabric is used as a building product in the sense of the "Landesbauordnungen" (state building requirements, MBO § 17, par. 3).
- This test report is no substitute for a General Building Inspectorate Certificate.
- This test report is granted without prejudice to the rights of third parties, in particular private proprietary rights.
- For legal interests only the German original version is relevant.
- In General Building Inspectorates procedures this test report can be based for
 - regular building materials for the required proof of accordance
 - for not regular building materials for the required proof of applicability

9. Validity

This test report is valid until the mentioned date on page 1. The test report becomes invalid in case the standards on which the tests are based are changed.

Fladungen, 13.02.2023

clerk in charge:



(Silke Biendara)




Head of the test laboratory:



(Dipl.-Ing.(FH) Andreas Hoch)

„Brandschacht“-test #5945

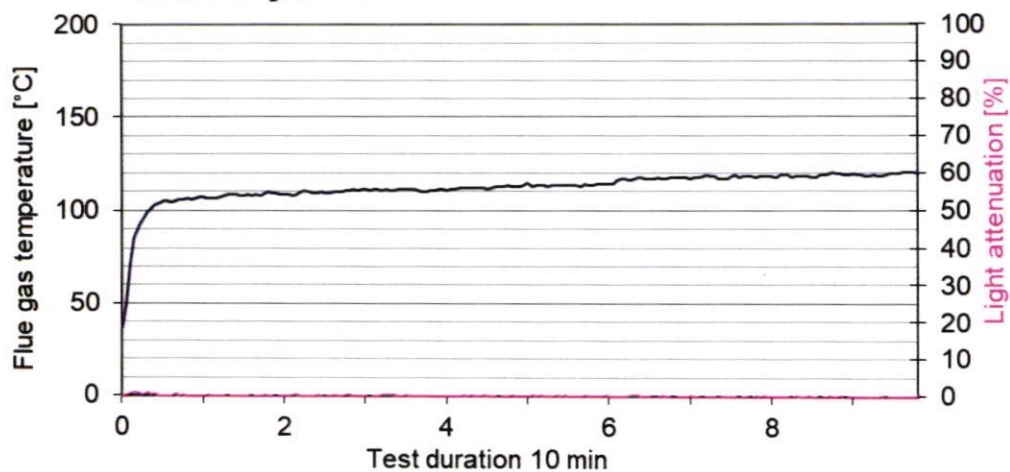


measurement

#5945, PN36008: Zimmer+Rohde, "Solice...", AK

Max. flue temperature: 121°C, Smoke density integral: 1%/min

Residual length: 71 cm



„Brandschacht“-test #5946

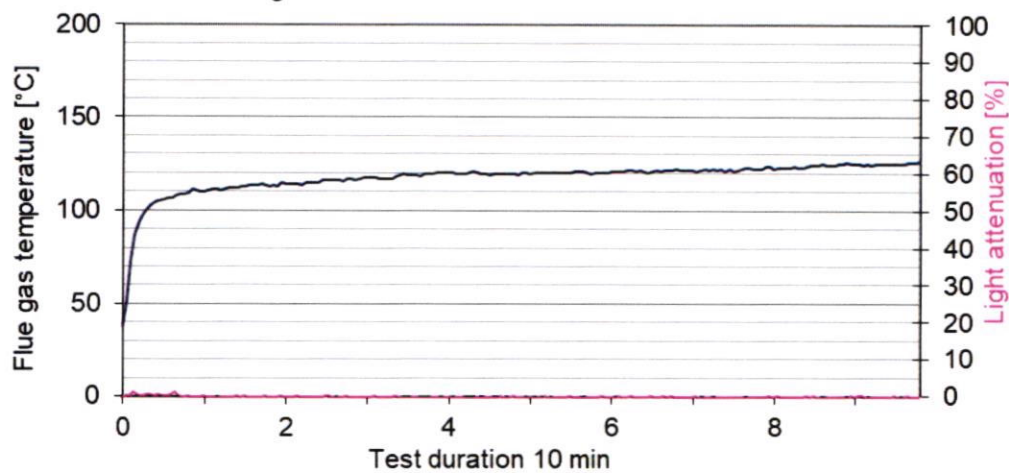


measurement

#5946, PN36008: Zimmer+Rohde, "Solice...", BK

Max. flue temperature: 126°C, Smoke density integral: 1%min

Residual length: 67 cm



„Brandschacht“-test #5947

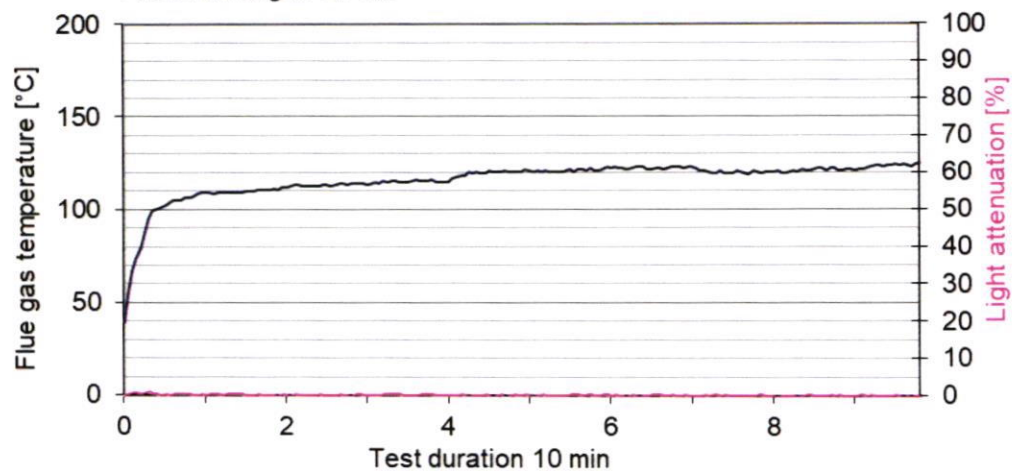


measurement


#5947, PN36008: Zimmer+Rohde, "Solice...", BS

Max. flue temperature: 125°C, Smoke density integral: 1%/min

Residual length: 67 cm



„Brandschacht“-test #5949

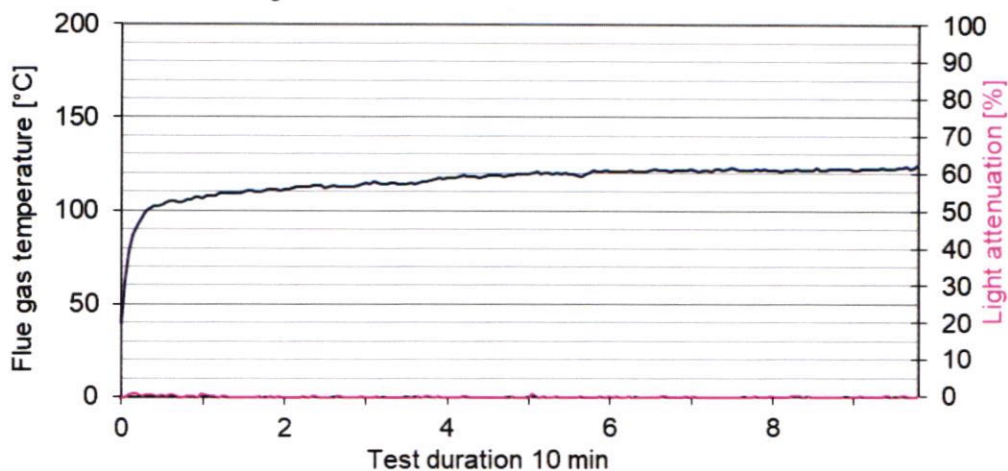


measurement


#5949, PN36009: Zimmer+Rohde, "Solice...", BK

Max. flue temperature: 124°C, Smoke density integral: 1%/min

Residual length: 66 cm



„Brandschacht“-test #5950

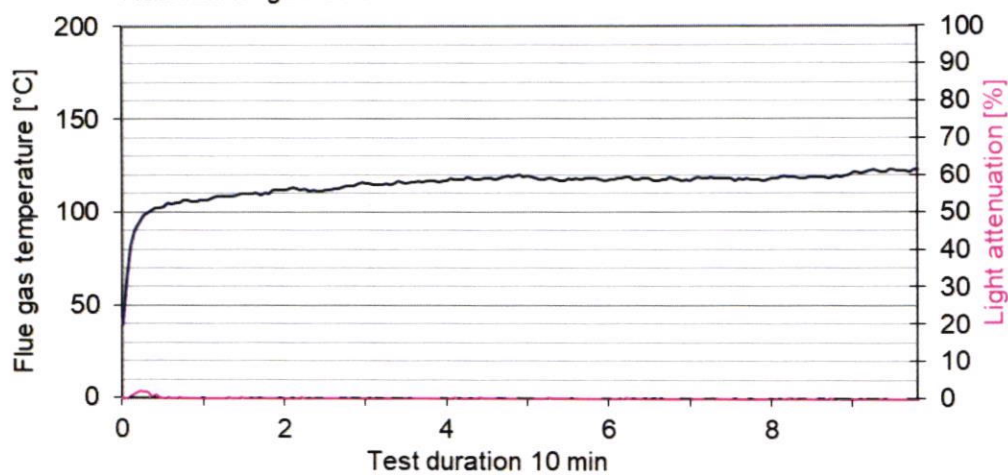


measurement

#5950, PN36007: Zimmer+Rohde, "Solice...", BS

Max. flue temperature: 123°C, Smoke density integral: 1%/min

Residual length: 66 cm



**Test for normal flammability
classifying B2 according to DIN 4102**

1. Description of test material in condition as delivered look at page 2

2. Preparation of samples

Out of the material there have been cut samples for the ignitability apparatus.

The samples were kept in a climate 23/50 until they reached constant weight.

3. Arrangement of samples -freely suspended-

Flaming in warp and weft direction / Flaming side A and side B

4. Date of test CW 48 and 49 in 2022

5. Results

PN 36008: flaming side A in weft	edge-test						surface-test						Dim
samples no.	1	2	3	4	5	6	1	2	3	4	5	6	
ignition ¹⁾	1	1	1	1	1	--	3	--	--	--	--	--	s
reaching the mark of measurement ¹⁾²⁾	./.	./.	./.	./.	./.	--	./.	--	--	--	--	--	S
max. flame height	12	10	12	12	12	--	7	--	--	--	--	--	cm
time	14	10	12	12	11	--	8	--	--	--	--	--	
self cessation of the flames end of afterflame ¹⁾	14	13	15	14	12	--	8	--	--	--	--	--	s
end of glowing ¹⁾	./.	./.	./.	./.	./.	--	./.	--	--	--	--	--	s
flames were extinguished after ¹⁾	./.	./.	./.	./.	./.	--	./.	--	--	--	--	--	s
smoke development (visual)	moderate						moderate						
dropping of burning material during 20 s ¹⁾	13	./.	./.	./.	./.	--	./.	--	--	--	--	--	s
Appearance after test: burned out till max. height 11cm x width 7cm													

PN 36008: additional tests	edge-test						surface-test						Dim
samples no.	1	2	3	4	5	6	1	2	3	4	5	6	
arrangement of samples side / direction	A/K	B/K	B/S	--	--	--	A/K	B/K	B/S	--	--	--	
ignition ¹⁾	1	1	1	--	--	--	3	3	3	--	--	--	s
reaching the mark of measurement ¹⁾²⁾	./.	./.	./.	--	--	--	./.	./.	./.	--	--	--	s
max. flame height	9	9	11	--	--	--	10	10	8	--	--	--	cm
time	7	7	10	--	--	--	10	10	15	--	--	--	
self cessation of the flames end of afterflame ¹⁾	8	8	12	--	--	--	12	17	16	--	--	--	s
end of glowing ¹⁾	./.	./.	./.	--	--	--	./.	./.	./.	--	--	--	s
flames were extinguished after ¹⁾	./.	./.	./.	--	--	--	./.	./.	./.	--	--	--	s
smoke development (visual)	moderate						moderate						
dropping of burning material during 20 s ¹⁾	./.	./.	./.	--	--	--	./.	./.	./.	--	--	--	s
Appearance after test: burned out till max. height 11 cm x width 7 cm													

¹⁾ time mentioned from the beginning of the test ²⁾ during 20 Sec -/- no appearance -- no information

K: warp / S: weft

PN 36009: additional tests	edge-test						surface-test						Dim
samples no.	1	2	3	4	5	6	1	2	3	4	5	6	
arrangement of samples side / direction	A/K	B/K	A/S	A/S	--	--	A/K	B/K	A/S	A/S	--	--	
ignition ¹⁾	1	1	1	1	--	--	3	3	3	3	--	--	s
reaching the mark of measurement ¹⁾²⁾	./.	./.	./.	./.	--	--	./.	./.	./.	./.	--	--	s
max. flame height	11	11	10	10	--	--	7	10	11	11	--	--	cm
time	8	8	10	5	--	--	12	14	15	20	--	--	
self cessation of the flames end of afterflame ¹⁾	12	12	15	18	--	--	14	15	17	29	--	--	s
end of glowing ¹⁾	./.	./.	./.	./.	--	--	./.	./.	./.	./.	--	--	s
flames were extinguished after ¹⁾	./.	./.	./.	./.	--	--	./.	./.	./.	./.	--	--	s
smoke development (visual)	moderate						moderate						
dropping of burning material during 20 s ¹⁾	./.	10	14	./.	--	--	./.	./.	./.	./.	--	--	s
Appearance after test: burned out till max. height 12 cm x width 6 cm													

PN 36007: additional tests	edge-test						surface-test						Dim
samples no.	1	2	3	4	5	6	1	2	3	4	5	6	
arrangement of samples side / direction	A/K	B/K	A/S	A/S	--	--	A/K	B/K	A/S	A/S	--	--	
ignition ¹⁾	1	1	1	1	--	--	3	3	3	3	--	--	s
reaching the mark of measurement ¹⁾²⁾	./.	./.	./.	./.	--	--	./.	./.	./.	./.	--	--	s
max. flame height	8	8	10	10	--	--	7	10	11	8	--	--	cm
time	10	10	10	10	--	--	12	15	14	12	--	--	
self cessation of the flames end of afterflame ¹⁾	10	10	12	12	--	--	12	30	15	14	--	--	s
end of glowing ¹⁾	./.	./.	./.	./.	--	--	./.	./.	./.	./.	--	--	s
flames were extinguished after ¹⁾	./.	./.	./.	./.	--	--	./.	./.	./.	./.	--	--	s
smoke development (visual)	moderate						moderate						
dropping of burning material during 20 s ¹⁾	./.	./.	./.	./.	--	--	./.	./.	./.	./.	--	--	s
Appearance after test: burned out till max. height 10 cm x width 5 cm													

¹⁾ time mentioned from the beginning of the test ²⁾ during 20 Sec -/- no appearance -- no information

K: warp / S: weft

6. Remarks and explanations to the testing procedure - none –

7. Opinion concerning the dropping of burning material

The test for normal flammability shows burning dripping material.